



3Kvdc Single & Dual Output 1 Watt 14PIN DIL Dc-Dc Converter



FEATURES:

- 14PIN DIL Package
- High Efficiency up to 85%
- Recognized By UL 60950-1
- Internal SMD Construction
- Unregulated Output Types ● No External Component Required
- Operating Temperature: -40°C TO +85°C ● Industry Standard Pinout



Specifications typical at TA=25°C, nominal input voltage and rated output current unless otherwise specified

Part Number	Output Voltage	Output Current	Efficiency	Package Style
	Vdc	mA	%TYP	
26D-XXS03NNL	3.3	303	70	1
26D-XXS05NNL	5	200	70	1
26D-XXS09NNL	9	112	75	1
26D-XXS12NNL	12	84	78	1
26D-XXS15NNL	15	67	80	1
26D-XXS24NNL	24	42	82	1
26D-XXD03NNL	±3.3	±150	70	1
26D-XXD05NNL	±5	±100	70	1
26D-XXD09NNL	±9	±56	75	1
26D-XXD12NNL	±12	±42	78	1
26D-XXD15NNL	±15	±34	80	1
26D-XXD24NNL	±24	±21	82	1
26D-XXS03N2NL	3.3	303	70	2
26D-XXS05N2NL	5	200	70	2
26D-XXS09N2NL	9	112	75	2
26D-XXS12N2NL	12	84	78	2
26D-XXS15N2NL	15	67	80	2
26D-XXS24N2NL	24	42	82	2
26D-XXD03N2NL	±3.3	±150	70	2
26D-XXD05N2NL	±5	±100	70	2
26D-XXD09N2NL	±9	±56	75	2
26D-XXD12N2NL	±12	±42	78	2
26D-XXD15N2NL	±15	±34	80	2
26D-XXD24N2NL	±24	±21	82	2

Note:1."XX" Is Input Voltage:03=3.3Vdc,05=5Vdc,09=9Vdc,12=12Vdc,15=15Vdc,24=24Vdc.,
2. The input voltage increases, there will be an increase in efficiency.

Input Specifications

Parameters	Conditions	Min	Typ	Max	Units
Voltage Tolerance	Vo,lo Nom			±10	%
Filter	Capacitor				

Output Specifications

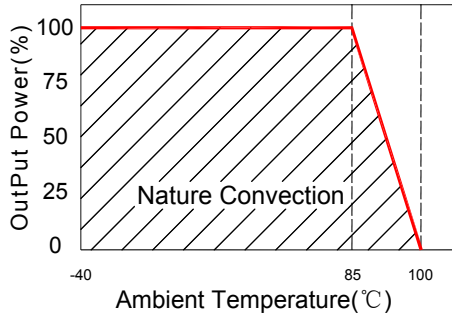
Parameters	Conditions	Min	Typ	Max	Units
Voltage Tolerance	100% full load			±5	%
Short Circuit	Short Term			1 Sec	
Line Regulation	For 1.0% OF Vin		1.2		%
Load Regulation	3.3V,5V (10% To 100% F.L)			15	%
Load Regulation	9V,12V,15V,24V(10% To100% F.L)			10	%
Ripple & Noise	BW=DC To 20MHz			100	mVp-p
Transient response setting time	50% load step change		350		us

General Specifications

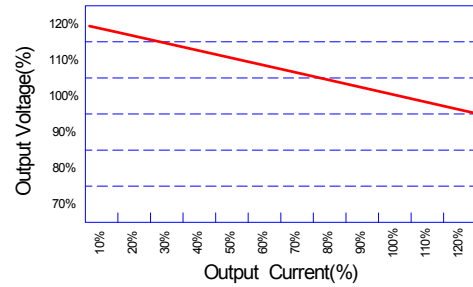
Parameters	Conditions	Min	Typ	Max	Units
Isolation Resistance	500Vdc	1000			MΩ
Switching Frequency	Full load,nominal input		100		KHz
Operating Temperature		-40		+85	°C
Humidity	Non Condensing			95	%
Cooling	Free air Convection				
Case material	DAP				
MTBF	MIL-HDBK-217F@25°C	3500000			Hours
Weight	Package 1 or Package 2		2.3 or 3.0		g
Dimensions	Package 1	20.32x10.16x6.80			mm
Dimensions	Package 2	20.32x10.16x7.70			mm



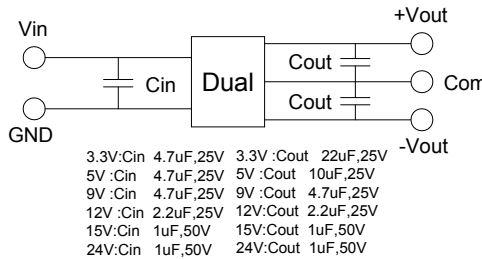
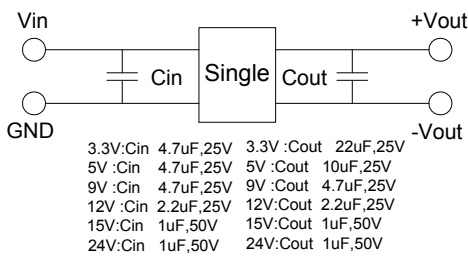
Temperature Derating Graph



Tolerance Envelope Graph



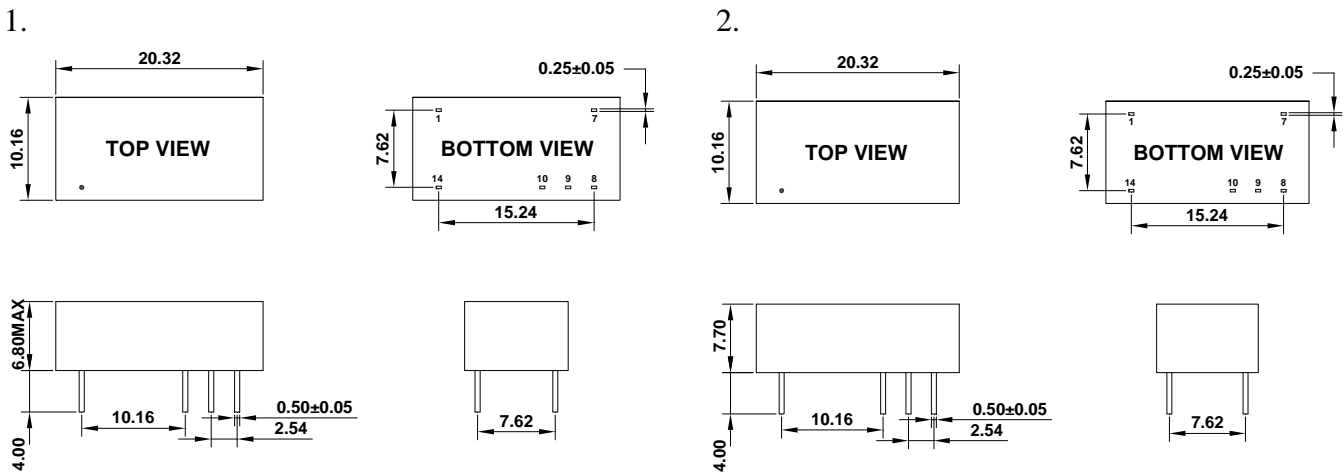
Recommended Test Circuit



Part Number

26D - 05 S 05 N 2 NL
 A B C D E F G
 A:Series
 B:Input Voltage
 C:Single(S)Dual(D)
 D:Output Voltage
 E:Unregulated(N)
 F:Package
 G:RoHS Version

Markings and Dimensions



Unit: mm Unless otherwise specified, all tolerances are ± 0.25

PIN Connection

PIN	1	7	8	9	10	14
Single	-Vin	NC	+Vout	NO PIN	-Vout	+Vin
Dual	-Vin	NC	+Vout	Com	-Vout	+Vin